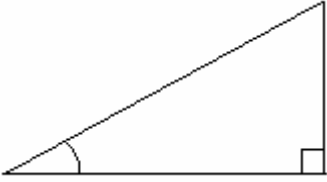
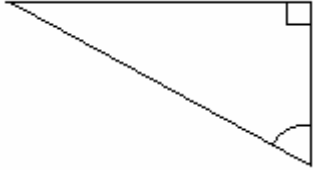
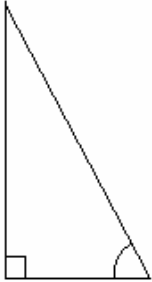
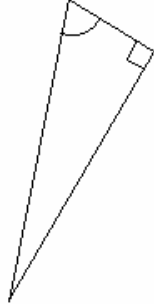
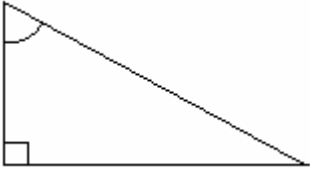
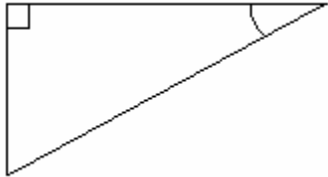
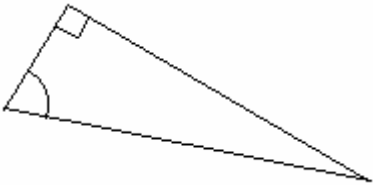
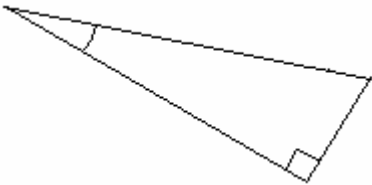
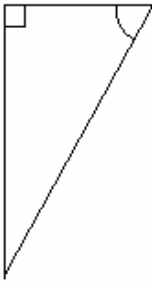
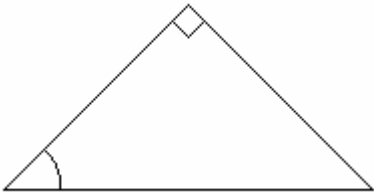
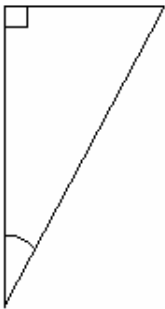


# Trigonometry Worksheet T1 – Labelling Triangles

Label the sides of the triangles below with O for Opposite, A for Adjacent and H for Hypotenuse,

1. 	7. 
2. 	8. 
3. 	9. 
4. 	10. 
5. 	11. 
6. 	12. 